

## MAINTENANCE


# SPARK PLUG

- This watercraft uses direct type ignition coils. The spark plug cap and ignition coil are integrated.

Remove the seats (page 3-5).

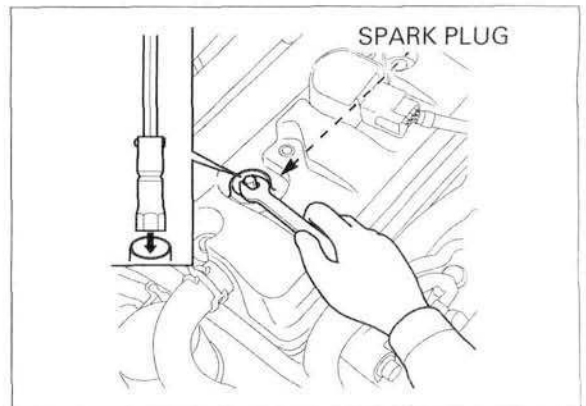
*Wipe off any water around the connectors. Wet Connectors can damage the electrical system.*

Disconnect the ignition coil connectors. Remove the bolts and the direct ignition coils.



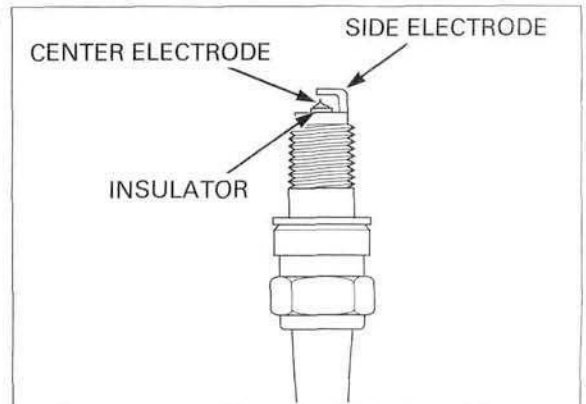
*Clean around the spark plug bases with compressed air before removing the plugs, and be sure that no debris is allowed to enter the combustion chamber.*

Remove the spark plugs.



*The spark plugs are equipped with iridium type center electrodes. Do not clean the electrodes.*

Check the insulator for cracks or damage, and the electrodes for wear, fouling or discoloration. Replace the plug if necessary.



Replace the plug if the center electrode is rounded as shown.

**SPECIFIED SPARK PLUG: IMR9D-9H (NGK)**

*Always use the specified spark plugs on this watercraft.*

